DC-18.0 GHz

FIXED PRECISION COAXIAL ATTENUATORS



DESCRIPTION

These attenuators are designed to provide maximum operation under conditions of severe shock and vibration.

All units are bidirectional with a male connector on one end and a female connector on the other end.

All Model 5779, 779 and 777C series attenuators are precision reference standards, sweep tested, with attenuation calibration traceable to the National Bureau of Standards. This data is permanently marked on the metal band of each unit. Certification is marked with the unit serial number.

Model 777C Series attenuation calibrations are taken at DC, 4, 6, 8, 10 and 12.4 GHz. Model 5779 and 779 Series attenuation calibrations are taken at DC, 4, 8, 12.4 and 18 GHz.

For the Model 757C Series attenuators, actual calibration data taken at DC, 6, 10 and 12.4 GHz are permanently marked on the metal plate of each unit. The model 757C attenuators have the lowest VSWR and a flatter frequency response than any comparably priced unit.

FEATURES

- **Extremely Low Frequency Sensitivity**
- **Very Low VSWR**
- **Environmental Performance Per MIL-A-3933B**
- **Type N Stainless Steel Connectors**
- **2 Watt Rating**
- **Excellent Phase Response**

SPECIFICATIONS

APC-7

FREQUENCY RANGE (GHz)	MODEL	ATTENUATION dB NOMINAL	DEVIATION DC-12.4	DEVIATION 12.4-18	POWER INPUT AVG. (W) Max	POWER INPUT PEAK (kW) Max	VSWR (Max) DC-4	VSWR (Max) 4-12.4	VSWR (Max) 12.4-18	WEIGHT (Max) Oz	WEIGHT (Max) Grams
DC-18	5779	1	±0.3	±0.4	2	0.2	1.10	1.25	1.35	3.5	99
		2	±0.3	±0.4	2	0.2	1.10	1.25	1.35	3.5	99
		3	±0.3	±0.3	2	0.2	1.10	1.25	1.35	3.5	99
		4	±0.3	±0.4	2	0.2	1.10	1.25	1.35	3.5	99
		5	±0.3	±0.4	2	0.2	1.10	1.25	1.35	3.5	99
		6	±0.3	±0.3	2	0.2	1.10	1.25	1.35	3.5	99
		7	±0.4	±0.5	2	0.2	1.10	1.25	1.35	3.5	99
		8	±0.4	±0.5	2	0.2	1.10	1.25	1.35	3.5	99
		9	±0.4	±0.5	2	0.2	1.10	1.25	1.35	3.5	99
		10	±0.3	±0.5	2	0.2	1.10	1.25	1.35	3.5	99
		20	±0.5	±0.7	2	0.2	1.10	1.25	1.35	3.5	99
		30	±0.8	±1.00	2	0.2	1.10	1.25	1.35	3.5	99
		40	±1.25	±1.50	2	0.2	1.10	1.25	1.35	3.5	99
		50	±1.25	±1.50	2	0.2	1.10	1.25	1.35	3.5	99
		60	±1.25	±1.50	2	0.2	1.10	1.25	1.35	3.5	99

Type N

DC-18	779	1	±0.3	±0.4	2	0.2	1.15	1.30	1.40	2.7	77
		2	±0.3	±0.4	2	0.2	1.15	1.30	1.40	2.7	77
		3	±0.3	±0.3	2	0.2	1.15	1.30	1.40	2.7	77
		4	±0.3	±0.4	2	0.2	1.15	1.30	1.40	2.7	77
		5	±0.3	±0.4	2	0.2	1.15	1.30	1.40	2.7	77
		6	±0.3	±0.3	2	0.2	1.15	1.30	1.40	2.7	77
		7	±0.4	±0.5	2	0.2	1.15	1.30	1.40	2.7	77
		8	±0.4	±0.5	2	0.2	1.15	1.30	1.40	2.7	77
		9	±0.4	±0.5	2	0.2	1.15	1.30	1.40	2.7	77
		10	±0.3	±0.5	2	0.2	1.15	1.30	1.40	2.7	77
		20	±0.5	±0.7	2	0.2	1.15	1.30	1.40	2.7	77
		30	±0.8	±1.00	2	0.2	1.15	1.30	1.40	2.7	77
		40	±1.25	±1.60	2	0.2	1.15	1.30	1.40	2.7	77
		50	±1.25	±1.60	2	0.2	1.15	1.30	1.40	2.7	77
		60	±1.25	±1.60	2	0.2	1.15	1.30	1.40	2.7	77

ORDERING INFORMATION:
Specify Model No. and add dash number suffix for Attenuation in dB.
For example: 5779-10
Model No. — Attenuation

SPECIFICATIONS

Type N

FREQUENCY RANGE (GHz)	MODEL	ATTENUATION dB NOMINAL	DEVIATION DC-6	DEVIATION 6-12.4	POWER INPUT AVG. (W) Max	POWER INPUT PEAK (kW) Max	VSWR (Max) DC-6	VSWR (Max) 6-12.4	WEIGHT (Max) Oz	WEIGHT (Max) Grams
DC-12.4	777C	1	±0.2	±0.3	2	0.3	1.15	1.20	2.4	68
		2	±0.2	±0.3	2	0.3	1.15	1.20	2.4	68
		3	±0.2	±0.2	2	0.3	1.15	1.20	2.4	68
		4	±0.2	±0.2	2	0.3	1.15	1.20	2.4	68
		5	±0.2	±0.3	2	0.3	1.15	1.20	2.4	68
		6	±0.2	±0.3	2	0.3	1.15	1.20	2.4	68
		7	±0.2	±0.4	2	0.3	1.15	1.20	2.4	68
		8	±0.2	±0.4	2	0.3	1.15	1.20	2.4	68
		9	±0.2	±0.4	2	0.3	1.15	1.20	2.4	68
		10	±0.2	±0.4	2	0.3	1.15	1.20	2.4	68
		20	±0.2	±0.3	2	0.3	1.15	1.20	2.4	68
		30	±0.5	±0.75	2	0.3	1.15	1.25	2.4	68
		40	±0.75	±0.75	2	0.3	1.15	1.25	2.7	77
		50	±0.75	±0.75	2	0.3	1.15	1.25	2.7	77
		60	±1.0	±1.0	2	0.3	1.15	1.25	2.7	77
DC-12.4	757C	1	±0.3	±0.3	2	0.3	1.20	1.25	2.4	68
		2	±0.3	±0.3	2	0.3	1.20	1.25	2.4	68
		3	±0.3	±0.3	2	0.3	1.20	1.25	2.4	68
		4	±0.3	±0.3	2	0.3	1.20	1.25	2.4	68
		5	±0.3	±0.3	2	0.3	1.20	1.25	2.4	68
		6	±0.3	±0.3	2	0.3	1.20	1.25	2.4	68
		7	±0.3	±0.5	2	0.3	1.20	1.25	2.4	68
		8	±0.3	±0.5	2	0.3	1.20	1.25	2.4	68
		9	±0.3	±0.5	2	0.3	1.20	1.25	2.4	68
		10	±0.3	±0.5	2	0.3	1.20	1.25	2.4	68
		20	±0.3	±0.5	2	0.3	1.20	1.25	2.4	68
		30	±0.5	±1.0	2	0.3	1.20	1.25	2.4	68
		40	±1.0	±1.25	2	0.3	1.20	1.25	2.7	77
		50	±1.0	±1.25	2	0.3	1.20	1.25	2.7	77
		60	±1.0	±1.25	2	0.3	1.20	1.25	2.7	77

ORDERING INFORMATION:
Specify Model No. and add dash number suffix for Attenuation in dB.
For example: 777C-10
Model No. — Attenuation

SPECIFICATIONS

Type N

FREQUENCY RANGE (GHz)	MODEL	ATTENUATION dB NOMINAL	DEVIATION DC-10	POWER INPUT AVG. (W) Max	PEAK (kW) Max	VSWR (Max) DC-10	WEIGHT (Max) Oz	Grams
DC-10	774	3	±0.75	2	0.3	1.30	2.4	67
		6	±0.75	2	0.3	1.30	2.4	68
		10	±0.75	2	0.3	1.30	2.4	68
		20	±0.75	2	0.3	1.30	2.4	68

FREQUENCY RANGE (GHz)	MODEL	ATTENUATION dB NOMINAL	DEVIATION DC-3	3-6	POWER INPUT AVG. (W) Max	PEAK (kW) Max	VSWR (Max) DC-3	3-6	WEIGHT (Max) Oz	Grams
DC-6	773	3	±0.3	±0.5	2	0.3	1.20	1.25	2.4	68
		6	±0.3	±0.5	2	0.3	1.20	1.25	2.4	68
		10	±0.3	±0.5	2	0.3	1.20	1.25	2.4	68
		20	±0.3	±0.5	2	0.3	1.20	1.25	2.4	68
		30	±0.3	±0.5	2	0.3	1.20	1.25	2.4	68
		40	±0.5	±1.0	2	0.3	1.20	1.25	2.7	76
		50	±0.5	±1.0	2	0.3	1.20	1.25	2.7	76
		60	±0.5	±1.0	2	0.3	1.20	1.25	2.7	76

FREQUENCY RANGE (GHz)	MODEL	ATTENUATION dB NOMINAL	DEVIATION DC-3	POWER INPUT AVG. (W) Max	PEAK (kW) Max	VSWR (Max) DC-3	WEIGHT (Max) Oz	Grams
DC-3	771	3	±0.3	2	0.3	1.20	2.4	68
		6	±0.3	2	0.3	1.20	2.4	68
		10	±0.3	2	0.3	1.20	2.4	68
		20	±0.3	2	0.3	1.20	2.4	68
		30	±0.3	2	0.3	1.20	2.4	68
		40	±0.5	2	0.3	1.20	2.7	76
		50	±0.5	2	0.3	1.20	2.7	76
		60	±0.5	2	0.3	1.20	2.7	76

ORDERING INFORMATION:
Specify Model No. and add dash number suffix for Attenuation in dB.
For example: 774-3
Model No. — Attenuation

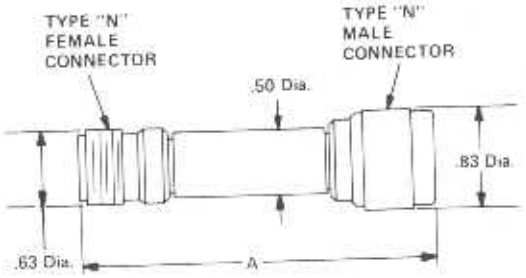

Model No.	A 3, 6, 10 20, 30 40 50, 60 dB
757C	2.66
771	2.66
773	2.66
774	2.66
777C	2.66
779	2.66

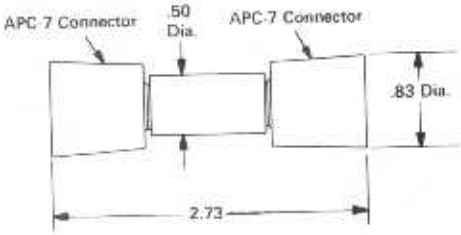

TNC connectors are optionally available.

All dimensions are Max. unless otherwise specified.