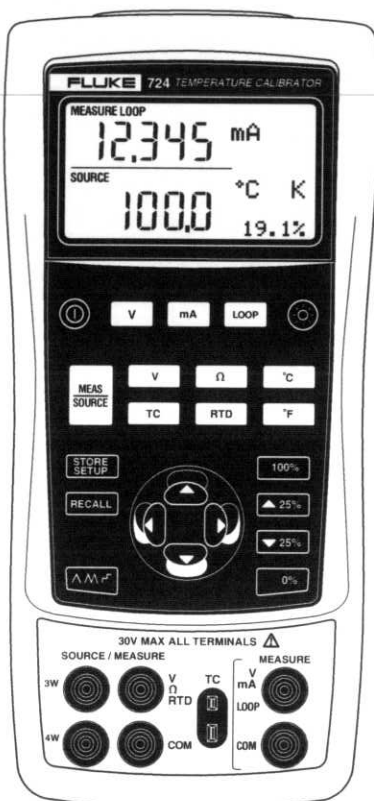


# FLUKE®

## Fluke 724 Temperature Calibrator

**New**



### The Temperature Solution!

The new Fluke 724 Temperature Calibrator is a powerful yet easy-to-use calibrator. Use the measure and source functions to test and calibrate almost any temperature instrument.

- Easy to read dual display lets you view input and output simultaneously
- Measure RTDs, thermocouples, ohms, and volts to test sensors and transmitters
- Source/simulate thermocouples, RTDs, volts, and ohms to calibrate transmitters
- Perform fast linearity tests with 25% and 100% steps
- Execute remote tests with auto step and auto ramp
- Power transmitters during test using loop power supply with simultaneous mA measurement
- Store frequently-used test setups for later use
- Compact, streamlined shape makes it easy to carry
- Rugged, reliable design stands up to field use
- Backlight lets you work in poor light
- Large battery capacity of four AA cells
- Battery door for easy changes

Simultaneous Function Capability	Channel A	Channel B
24.000 mA DC	M	
24.000 mA DC with 24V loop supply	M	
100.00 mV DC		M or S
30.000V DC Measure	M	
20.000V DC Measure 10.000V DC Source		M or S
0 to 3200 Ohms		M or S
Thermocouple J, K, T, E, R, S, B, L, U, N		M or S
RTD Ni120; Pt100 (3926); Pt100 (JIS); Pt100, 200, 500, 1000 (385)		M or S

M = Measure S = Source/Simulate

**Fluke.** *Keeping your world up and running.*

### Ordering information

#### Fluke 724 Temperature Calibrator

Each calibrator includes: TL75 Test Leads, AC70A Test Clips, one pair of stackable test leads, Product Overview Manuals in English, French, German, Spanish, Italian, Dutch, Norwegian, Danish, Swedish, Finnish, Portuguese, Korean, Chinese, and Japanese, Users Manuals on CD-ROM; CE and CSA markings.

## Specifications

### Summary specifications (18°C to 28°C for one year)

Function Measure or Source	Range	Resolution	Accuracy	Notes
Voltage	0 to 100 mV 0 to 10V (source) 0 to 30V (measure)	0.01 mV 0.001V 0.001V	.02% Rdg + 2 LSD	Max load, 1 mA
mA	0 to 24 mA (measure)	0.001 mA	.02% Rdg + 2 LSD	Max load, 1000Ω
mV (TC terminals)	-10.00 mV to +75.00 mV	.01 mV	.025% of range + 1 LSD	
Resistance	0Ω to 3200Ω (measure) 15Ω to 3200Ω (source)	0.01Ω to 0.1Ω	0.10Ω to 1.0Ω	
Loop Supply	24V dc	N/A	10%	

Temperature coefficient, -10°C to 18°C, 28°C to 55°C, ±.005% of range per °C.

### Thermocouple accuracy specifications

Thermocouple	Measure or Source	
J	-200 to 0°C 0 to 1200°C	1.0°C 0.7°C
K	-200 to 0°C 0 to 1370°C	1.2°C 0.8°C
T	-200 to 0°C 0 to 400°C	1.0°C 0.8°C
E	-200 to 0°C 0 to 950°C	0.9°C 0.7°C
R	-20 to 0°C 0 to 500°C 500 to 1750°C	2.5°C 1.8°C 1.4°C
S	-20 to 0°C 0 to 500°C 500 to 1750°C	2.5°C 1.8°C 1.5°C
B	600 to 800°C 800 to 1000°C 1000 to 1800°C	2.2°C 1.8°C 1.4°C
L	-200 to 0°C 0 to 900°C	0.85°C 0.7°C
U	-200 to 0°C 0 to 400°C	1.1°C 0.75°C
N	-200 to 0°C 0 to 1300°C	1.5°C 0.9°C
<b>Resolution</b>		
J, K, T, E, L, N, U		0.1°C, 0.1°F
B, R, S		1°C, 1°F
<b>Notes</b>		
Accuracy specifications include 0.2°C cold junction uncertainty.		

### RTD ranges and accuracy specifications

RTD Types, Ranges and Accuracies			
		Measure (4 wire)	Source
Ni 120	-80°C to 260°C	0.2°C	0.2°C
Pt 100 - 385	-200°C to 800°C	0.33°C	0.33°C
Pt 100 - 3926	-200°C to 630°C	0.3°C	0.3°C
Pt 100 - 3916 (JIS)	-200°C to 630°C	0.3°C	0.3°C
Pt 200 - 385	-200°C to 250°C 250°C to 630°C	0.2°C 0.8°C	0.2°C 0.8°C
Pt 500 - 385	-200°C to 500°C 500 to 630°C	0.3°C 0.4°C	0.3°C 0.4°C
Pt 1000 - 385	-200°C to 100°C 100°C to 630°C	0.2°C 0.3°C	0.2°C 0.2°C
<b>Resolution</b>			
RTD	0.1°C, 0.1°F		

### General specifications

**Maximum voltage:** 30V

**Storage temperature:** -20°C to 71°C

**Operating temperature:** -10°C to 55°C

**Relative humidity:** 90% (10°C to 30°C); 75% (30°C to 40°C); 45% (40°C to 50°C); 35% (50°C to 55°C)

**Shock:** 30g, 11ms, half-sine shock (or 1 meter drop test)

**Vibration:** Random, 2g, 5-500 Hz

**Safety:** CSA C22.2 No. 1010.1:1992

**EMC:** EN50082-1:1992 and EN55022:1994 Class B

**Size/weight:** 96 x 200 x 47 mm (3.8 x 7.9 x 1.9 inches)  
650g (23 oz)

**Battery:** Four AA alkaline batteries. Battery life: 25 hours typical

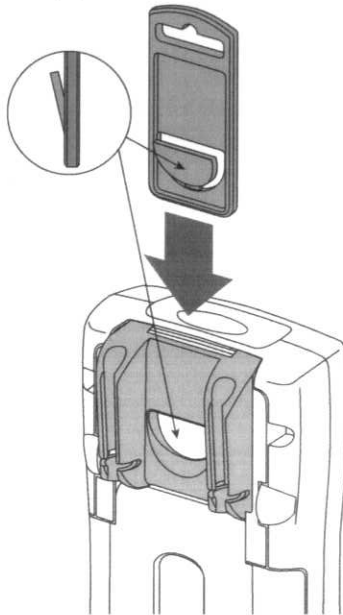
**Warranty:** Three years

# FLUKE®

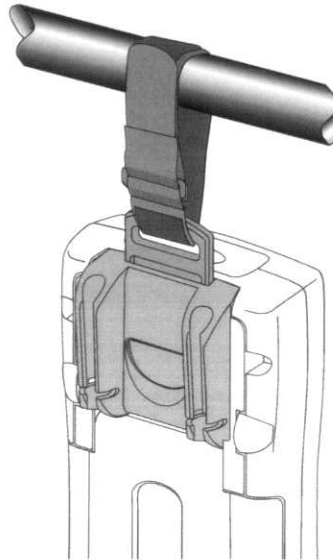
## ToolPak™ for Fluke 80 Series IV Digital Multimeters

Hang your meter anywhere.

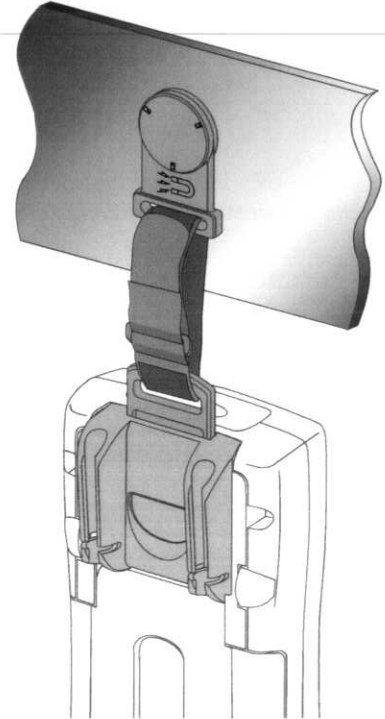
Hanger inserts into slot tab extension facing out, for proper use.



The universal hanger attaches to the meter and can be used by itself on a nail, hook, with a piece of rope or stiff wire.



Two hook-and-loop straps are used with the universal hanger and can be wrapped around a pipe or beam.



ToolPak's magnet is used with the universal hanger and is strong enough to securely hold your meter.

Now you can hang your meter almost anywhere with the new Fluke ToolPak™ accessories kit. Designed to work exclusively with the new Fluke 80 Series IV, ToolPak includes a universal hanger, a magnet, and 9-inch (43 cm) and 17-inch (23 cm) "hook-and-loop" hanger straps.

The universal hanger is designed to fit into the special module on the back of the new Fluke 87-IV and 89-IV meters. The universal hanger allows you to hang your meter on a nail, hook or other object. You can add a piece of rope, flexible wire or cable to hang the meter in almost any position.

The 9-inch (43 cm) and 17-inch (23 cm) hook-and-loop straps are used with Fluke's universal hanger to wrap around and connect to a pipe, beam or any other convenient support structure.

And finally, the special magnet accessory is designed to connect to either of the straps. The strong magnet accessory will attach to an electrical panel, a metal doorjamb or any other ferrous-type metal.

With the universal hanger, two hook-and-loop straps and the magnet, ToolPak solves almost any hanging and positioning problem you may face with your new 80 Series IV meter. Call your local Fluke distributor and ask for the ToolPak accessory kit.

**Fluke.** *Keeping your world up and running.*

### Ordering Information

**Model TPAK80-4:** Includes the ToolPak accessories kit (universal hanger, hook-and-loop straps, magnet)

Need technical assistance? Call:

**1-800-44-FLUKE**

Toll-free in the U.S.

(905) 890-7600 in Canada

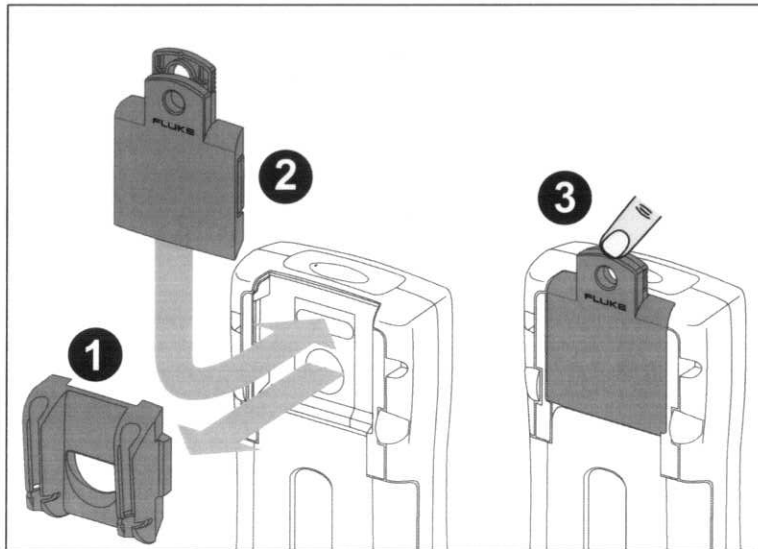
(425) 356-5500 other countries

For more information to be sent to you by fax, call 1-800-FLUKE-FAX in the U.S. and Canada. Or, visit our Website at <http://www.fluke.com>

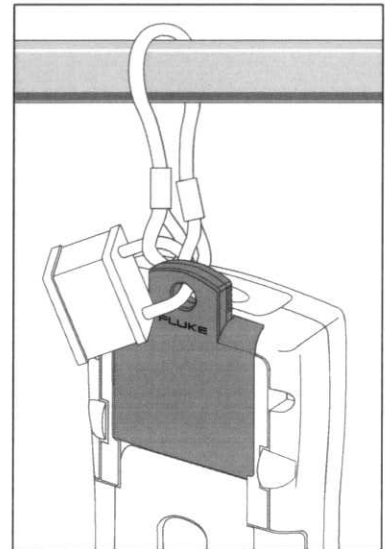
# FLUKE®

## LockPak™ for Fluke 80 Series IV Digital Multimeters

**Don't let your meter walk away.**



The LockPak accessory easily fits into the back of the meter, once the rubber probe holder is removed.



LockPak is a security accessory that lets you lock a Fluke 80 Series IV meter in place.

Now you can take long-term, unattended measurements without the fear of your meter being "borrowed." LockPak is a new security accessory that fits into the back of a Fluke 87-IV or Fluke 89-IV. When combined with a cable and padlock, the meter is secured in place to reduce the threat of theft or loss.

Made of polycarbonate, LockPak is very durable and should last for years.

LockPak is designed for use similar to lockout, tagout procedures, and is especially useful for long term, unattended logging situations with the Fluke 89-IV digital multimeter.

So don't let your new Fluke meter walk away. Be sure to purchase a Fluke LockPak accessory.

**Fluke.** *Keeping your world up and running.*