

# POWER SUPPLIES



## GENERAL PURPOSE LAB SUPPLIES

Single & Dual Outputs, 8-2,000 Watts

Models 721A, 890A, 895A, 6200B 6384A, 6515A-6525A

### Low cost single output supplies

#### Description

**Models 6211A-6218A.** These low cost, compact, and reliable power supplies are designed especially for bench use. Their performance and features make them ideal for circuit development, component evaluation, and other general laboratory applications. The units are packaged in a molded impact-resistant case with an interlocking feature that allows two or more supplies to be stacked vertically. Standard features include short-circuit protection, dual-function metering, and coarse and fine output voltage controls. Any number of supplies can be connected in series when greater voltage is desired. Rack mounting accessories are described on page 201.

**Model 721A.** The 721A is a low cost bench-type power supply, packaged in a rugged aluminum case. The supply

will current-limit at any of four switch-selected values (25, 50, 100, or 200 mA), while a six-position meter switch selects either of two voltage ranges (10 or 30 V) or four current ranges (10, 30, 100, or 300 mA) for display on the meter. Performance and features of this supply make it especially useful for transistor circuit development applications.

**Models 6200B-6209B (except 6205B).** These models are packaged in 8-inch wide cases which are suitable for bench use or rack installation. Rack mounting accessories are described on page 201. Standard features include Constant Voltage/Constant Current or Constant Voltage/Current Limit operation (depending on model), remote resistance and voltage programming, remote sensing, Auto-Series/Auto-Parallel/Auto-Tracking operation, and dual-function multi-range metering.

### Selection Guide (General Purpose Lab Supplies)


Rating Volts	Amps	Model	Load Regulation		Line Regulation		Ripple & Noise				Temperature Coefficient		Output Mode
			Voltage	Current	Voltage	Current	rms	p-p	rms	p-p	Voltage	Current	
4-5.5	8	6384A	1mV	NA	1mV	NA	1mV	5mV	NA	NA	3mV	NA	CV/CL
0-7.5	0-3	6203B	5mV	0.03% plus 250 $\mu$ A	3mV	0.01% plus 250 $\mu$ A	200 $\mu$ V	1mV	500 $\mu$ A	—	0.02% plus 1mV	0.02% plus 2mA	CV/CC
0-7.5	0-5	6281A	5mV	0.01% plus 250 $\mu$ A	0.01% plus 2mV	0.01% plus 250 $\mu$ A	200 $\mu$ V	1mV	4mA	—	0.02% plus 500 $\mu$ V	0.02% plus 2.5mA	CV/CC
0-10	1	6213A	4mV	NA	4mV	NA	200 $\mu$ V	1mV	NA	NA	0.02% plus 1mV	NA	CV/CL
0-10	0-1	6214A	4mV	500 $\mu$ A	4mV	750 $\mu$ A	200 $\mu$ V	1mV	150 $\mu$ A	500 $\mu$ A	0.02% plus 1mV	6mA	CV/CC
0-10	0-10	6282A	0.01% plus 1mV	0.05% plus 1mA	0.01% plus 1mV	0.05% plus 1mA	500 $\mu$ V	25mV	5mA	—	0.02% plus 500 $\mu$ V	0.02% plus 5mA	CV/CC
0-10	0-20	6286B	0.01% plus 200 $\mu$ V	0.02% plus 500 $\mu$ A	0.01% plus 200 $\mu$ V	0.02% plus 500 $\mu$ A	200 $\mu$ V	10mV	5mA	—	0.01% plus 200 $\mu$ V	0.01% plus 2mA	CV/CC
0-10	0-50	6259B	0.01% plus 200 $\mu$ V	0.02% plus 1mA	0.01% plus 200 $\mu$ V	0.02% plus 2mA	500 $\mu$ V	5mV	25mA	—	0.01% plus 200 $\mu$ V	0.01% plus 4mA	CV/CC
0-10	0-100	6280B	0.01% plus 200 $\mu$ V	0.02% plus 2mA	0.01% plus 200 $\mu$ V	0.02% plus 2mA	500 $\mu$ V	5mV	50mA	—	0.01% plus 200 $\mu$ V	0.01% plus 8mA	CV/CC
0-20 0-40	0.6 0.3	6204B	0.01% plus 4mV	NA	0.01% plus 4mV	NA	200 $\mu$ V	1mV	NA	NA	0.02% plus 1mV	NA	CV/CL
0-20 0-40 Dual	0.6 0.3	6205B	0.01% plus 4mV	NA	0.01% plus 4mV	NA	200 $\mu$ V	1mV	NA	NA	0.02% plus 1mV	NA	CV/CL
0-20 0-40	0-1.5 0-0.75	6200B	0.01% plus 4mV	0.03% plus 250 $\mu$ A	0.01% plus 4mV	0.01% plus 250 $\mu$ A	200 $\mu$ V	1mV	500 $\mu$ A	—	0.02% plus 1mV	0.02% plus 1mA	CV/CC
0-20	0-1.5	6201B	0.01% plus 4mV	0.03% plus 250 $\mu$ A	0.01% plus 4mV	0.01% plus 250 $\mu$ A	200 $\mu$ V	1mV	500 $\mu$ A	—	0.02% plus 1mV	0.02% plus 1mA	CV/CC
0-20 Dual	0-3	6253A	0.01% plus 4mV	0.01% plus 250 $\mu$ A	0.02% plus 2mV	0.01% plus 250 $\mu$ A	200 $\mu$ V	1mV	2mA	—	0.02% plus 500 $\mu$ V	0.02% plus 1.5mA	CV/CC
0-20	0-3	6284A	0.01% plus 4mV	0.01% plus 250 $\mu$ A	0.01% plus 2mV	0.01% plus 250 $\mu$ A	200 $\mu$ V	1mV	2mA	—	0.02% plus 500 $\mu$ V	0.02% plus 1.5mA	CV/CC
0-20	0-5	6285A	0.01% plus 1mV	0.05% plus 1mA	0.01% plus 1mV	0.05% plus 1mA	500 $\mu$ V	25mV	3mA	—	0.02% plus 500 $\mu$ V	0.02% plus 2.5mA	CV/CC

— indicates that information was not available at time of printing; NA indicates Not Applicable; DUAL indicates supply has two, independent, dc output voltages.


## Low cost single output supplies




6211A—100V/0.1A; p. 192  
 6212A—10V/1A; p. 186  
 6213A—25V/0.4A; p. 188  
 6214A—50V/0.2A; p. 190



6200B—200V/1.5A or 40V/0.75A; p. 186  
 6204B—20V/0.6A or 40V/0.3A; p. 186  
 6206B—60V/0.5A or 30V/1A; p. 190



721A—30V/0.15A; p. 188



6201B—20V/1.5A; p. 186  
 6202B—40V/0.75A; p. 188  
 6203B—7.5V/3A; p. 186  
 6207B—160V/0.2A; p. 192  
 6209B—320V/0.1A; p. 192

Stability		Transient Recovery		Series Par. Track.	Remote Prog.	Overvoltage Protection		Input Power	Dimensions (in./mm)			Options Available (page 201)	Price
Voltage	Current	Time	Level			Option	Price		W	H	D		
0.3% plus 10mV	NA	50μs	10mV	No	No	Standard	NC	115Vac ±10%, 48-63Hz, 1.4A, 120W	8 1/4	3 1/2	12 1/2	28	\$250
0.1% plus 5mV	0.1% plus 10mA	50μs	10mV	Yes	Yes	11	\$50	115Vac ±10%, 48-440Hz, 0.9A, 70W	8 1/4	3 1/2	12 1/2	7,8,9,11,13,14,28	\$190
0.1% plus 2.5mV	0.1% plus 12.5mA	50μs	15mV	Yes	Yes	11	\$50	115Vac ±10%, 48-440Hz, 1.3A, 118W	8 1/4	3 1/2	14 1/2	7,8,9,11,13,14,28	\$245
0.1% plus 5mV	NA	50μs	15mV	No	No	NA	NA	115Vac ±10%, 48-440Hz, 0.29A, 28W	5 1/4	3 1/4	8	28	\$99
0.1% plus 5mV	15mA	50μs	15mV	No	No	NA	NA	115Vac ±10%, 48-440Hz, 0.3A, 28W	5 1/4	3 1/4	8	28	\$120
0.1% plus 2.5mV	0.1% plus 25mA	50μs	15mV	Yes	Yes	11	\$55	115Vac ±10%, 57-63Hz, 3.5A, 200W	8 1/4	5 1/4	16	5,7,8,9,11,13,14,18	\$350
0.03% plus 500μV	0.03% plus 6mA	50μs	10mV	Yes	Yes	Standard	NC	115Vac ±10%, 57-63Hz, 5A, 375W	19	5 1/4	17 1/2	5,7,8,9,10,13,14,20,21,22,27,28,40	\$525
0.03% plus 2mV	0.03% plus 10mA	50μs	10mV	Yes	Yes	Standard	NC	230Vac ±10%, 57-63Hz, 6A, 850W	19	7	17 1/2	5,7,8,9,10,13,14,20,21,22,26,27,40	\$725
0.03% plus 2mV	0.03% plus 20mA	50μs	10mV	Yes	Yes	Standard	NC	230Vac ±10%, 57-63Hz, 12A, 1800W	19	7	17 1/2	5,7,8,9,10,13,14,16,20,21,22,27,40	\$895
0.1% plus 5mV	NA	50μs	10mV	Yes	Yes	11	\$50	115Vac ±10%, 48-440Hz, 0.4A, 24W	8 1/4	3 1/2	12 1/2	7,11,13,28	\$170
0.1% plus 5mV	NA	50μs	10mV	Yes	Yes	11	\$90	115Vac ±10%, 48-440Hz, 0.5A, 50W	8 1/4	3 1/2	12 1/2	7,11,13,28,40	\$255
0.1% plus 5mV	0.1% plus 5mA	50μs	10mV	Yes	Yes	11	\$50	115Vac ±10%, 48-440Hz, 0.9A, 70W	8 1/4	3 1/2	12 1/2	7,8,9,11,13,14,28	\$210
0.1% plus 5mV	0.1% plus 5mA	50μs	10mV	Yes	Yes	11	\$50	115Vac ±10%, 48-440Hz, 0.8A, 66W	8 1/4	3 1/2	12 1/2	7,8,9,11,13,14,28	\$180
0.1% plus 2.5mV	0.1% plus 7.5mA	50μs	15mV	Yes	Yes	11	\$110	115Vac ±10%, 48-440Hz, 2.6A, 235W	19	3 1/2	14 1/2	7,8,9,10,11,13,14,28	\$490
0.1% plus 2.5mV	0.1% plus 7.5mA	50μs	15mV	Yes	Yes	11	\$50	115Vac ±10%, 48-440Hz, 1.5A, 128W	8 1/4	3 1/2	14 1/2	7,8,9,11,13,14,28	\$230
0.1% plus 2.5mV	0.1% plus 12.5mA	50μs	15mV	Yes	Yes	11	\$55	115Vac ±10%, 57-63Hz, 3.5A, 160W	8 1/4	5 1/4	18	5,7,8,9,11,13,14,18	\$350

— Indicates that information was not available at time of printing; NA indicates Not Applicable; NC indicates No Charge