

High Voltage Testing Instruments

VOLTMETERS/PHASING SETS

For Phase-To-Phase & Phase-To-Ground Measurements





DESCRIPTION

Our extensive line of voltmeters and phasing sets are designed to measure AC and DC voltages on conductors from phase-to-ground and phase-to-phase. These instruments also allow the user to determine if two conductors are in-phase or out-of-phase with one another. There are numerous models available with different ranges to assure the best possible range for easy readings. All models are designed for use on overhead lines and are adaptable for use on underground systems by using accessory probes.

Our analog line of voltmeters and phasing sets include the MARK and EM series. Our digital line of voltmeters and phasing sets include the DigiVolt series. All of the voltmeters and phasing sets feature universal splines for mounting onto hotsticks and large easy-to-read displays.

BENEFITS

- Measure voltages from phase-to-ground and phase-to-phase up to 80kV
- Determine if two conductors are in-phase or out-of-phase
- Measure voltages and phase conductors on both overhead and underground systems
- Verify a conductor is de-energized prior to grounding
- Measure voltages in Metal Enclosed Switch Gear
- Determine whether a section of URD cable is faulted with the Cable Fault Tester (optional accessory)
- Discharge underground cables and other equipment that hold capacitive charges



®

HD ELECTRIC COMPANY

1475 LAKESIDE DRIVE • WAUKEGAN, ILLINOIS 60085 U.S.A.

PHONE 847.473.4980 • FAX 847.473.4981 • website: www.HDElectricCompany.com

analog

Voltmeters and Phasing Sets For Phase-To-Phase and Phase-To-Ground Measurements

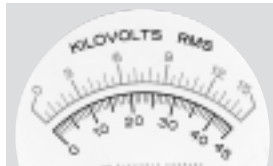


MARK-V

Optional Underground
Probes Available -
See Back Page



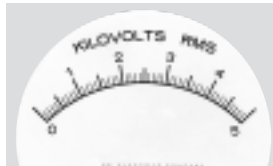
MARK-I-S



MARK-II-S



MARK-III-S



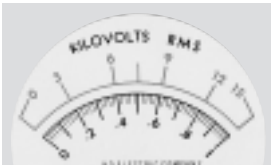
MARK-IV



MARK-V



MARK-VI



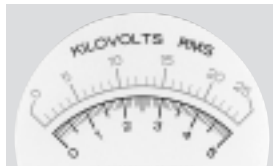
MARK-VII



MARK-VIII



MARK-IX



MARK-XI



MARK-XII



EM-1



EM-2




EM-3

MARK & EM ANALOG FEATURES

There are three models of the EM series voltmeters and eleven models of the MARK series voltmeters and phasing sets. The EM series are all single stick voltmeters with one resistive probe with universal spline and ground lead, for phase-to-ground measurements only. The MARK series are all dual stick phasing voltmeters with connecting cord and universal spline for phase-to-phase and phase-to-ground measurements.

- Coil cord is standard on all MARK and EM series products. Coil cord is rated at 10kV. Length is 2' (0.6m) retracted and 9' (2.8m) fully extended. Optional lengths are available. Optional reel with straight cord available at no additional cost in lengths up to 22' (6.7m). Straight cord is rated at 15kV.
- Accuracy 3% of full scale
- Universal splines
- Rugged construction designed for heavy field use
- Overhead brass hook contact probes
- Large 3" (7.6 cm) meter face with a Lexan protective cover is specially designed for easy reading and increased accuracy. Multiple scales assist the user in avoiding misreads.
- Strain relief fittings at ends of cords reduce cable damage at point of highest stress
- All fiberglass is quality tested to ASTM F-711 and OSHA standards (100kV/foot for 5 minutes)
- High voltage resistors are encapsulated in epoxy in all resistor sticks, thereby limiting maximum current to approximately 1 milliamp at full rated voltage.
- Virtually maintenance free - no batteries required



EM-1

Model	Type of Unit	Range (kV)	Length w/Hook Probes	Unit Weight w/Hook Probes	Case (Included)
MARK-I-S	Dual Stick	0-15	23" (58 cm)	4.9 lbs. (2.2 kg)	CM-100/V
MARK-II-S	Dual Stick	0-15 / 0-45	32" (81 cm)	5.7 lbs. (2.6 kg)	CM-100/V
MARK-III-S	Dual Stick	0-15 / 0-75	23" (58 cm)	4.9 lbs. (2.2 kg)	CM-100/V
MARK-IV	Dual Stick	0-5	23" (58 cm)	4.9 lbs. (2.2 kg)	CM-100/V
MARK-V	Dual Stick	0-5 / 0-15	23" (58 cm)	4.9 lbs. (2.2 kg)	CM-100/V
MARK-VI	Dual Stick	0-5 / 0-15 / 0-45	23" (58 cm)	4.9 lbs. (2.2 kg)	CM-100/V
MARK-VII	Dual Stick	0-1 / 0-15	23" (58 cm)	4.9 lbs. (2.2 kg)	CM-100/V
MARK-VIII	Dual/Single Stick	0-15	26.5" (67 cm)	6.2 lbs. (2.8 kg)	CM-100/V Convertible from Voltmeter (one stick w/ground cord) to Phaser (two stick) by simple plug and receptacle
MARK-IX	Dual Stick	0-25	27" (69 cm)	5.2 lbs. (2.4 kg)	CM-100/V
MARK-XI	Dual Stick	0-5 / 0-25	27" (69 cm)	5.2 lbs. (2.4 kg)	CM-100/V
MARK-XII	Dual Stick	0-40	31" (79 cm)	5.7 lbs. (2.6 kg)	CM-100/V

*All Mark units include (2) overhead hook probes and carry case (CM-100/V). Hotsticks required for all MARK Models.

Model	Type of Unit	Range (kV)	Length w/Hook Probe	Unit Weight w/Hook Probe	Case (Optional)
EM-1	Single Stick	0-16	28" (71 cm)	3.7 lbs. (1.7 kg)	CM-100/V
EM-2	Single Stick	0-25	34" (86 cm)	4.0 lbs. (1.8 kg)	C-2
EM-3	Single Stick	0-1 / 0-15	30" (76 cm)	3.9 lbs. (1.8 kg)	CM-100/V

*All EM units include (1) overhead hook probe. Carrying cases are optional. Hotsticks required for all EM Models.


digital

Voltmeters and Phasing Sets For Phase-To-Phase and Phase-To-Ground Measurements


new



DVM-80



DVM-I



DVM-V

DIGIVOLT DIGITAL FEATURES

There are six models of the DigiVolt series voltmeters and phasing sets. The NEW DigiVolt-80 is a compact, high accuracy dual stick voltmeter and phasing set with connecting cord. The DVM-80 measures voltages up to 40kV and up to 80kV with a pair of optional add-on resistors. The two-stick design can be used in both overhead and underground applications. The DVM-80 incorporates Phase Accurate Technology, which makes all voltage readings, whether made from line-to-line or line-to-ground, accurate and repeatable to within 1%.

The DigiVolt I and III are single stick voltmeters with one resistive probe, universal spline and ground lead. The DigiVolt II, IV and V are dual stick phasing voltmeters with connecting cord.

- Coil cord is standard on all DigiVolt series products.

Coil cord is rated at 10kV. Length is 2' (0.6m) retracted and 9' (2.8m) fully extended. Optional lengths are available. Optional reel with straight cord is available for DigiVolt I through V at no additional cost in lengths up to 22' (6.7m). Straight cord rated at 15kV.

- Accuracy –
DVM-80 within 1% of reading +/- 3 digits
DVM-I – DVM-V within 2% of reading +/- 3 digits
- Display – DVM-80 has 0.4" (1.0cm) LCD display with decimal point and backlight
DVM-I – DVM-V has 0.75" (1.9cm) LCD display with decimal point and backlight

- Auto shut-off
- Track mode
- Peak mode on DVM-I through DVM-IV
- Overhead brass hook contact probes
- Universal splines
- All fiberglass is quality tested to ASTM F-711 and OSHA standards (100kV/foot for 5 minutes)
- Operating temperature range -13F to +131F (-25C to +55C)
- Strain relief fittings on cords reduce cable damage at point of highest stress
- High voltage resistors are encapsulated in epoxy in all resistor sticks, thereby limiting maximum current to approximately 1 milliamp at full rated voltage
- Low battery indicator
- Battery – DVM-80 one (1) field replaceable 9V alkaline battery
DVM-I through DVM-V two (2) field replaceable 9V alkaline batteries



DVM I - V FRONT

Large .75 inch (1.9 cm) LCD display with decimal point and backlight



DVM I - V BACK


Easy-to-use control panels located on the back of the meter housings. The DVM-IV, shown, has push buttons for control power/backlight, track/peak hold mode, and test point

Model	Type of Unit	Range (kV)	Length w/Hook Probe[s]	Unit Weight w/Hook Probe[s]	Case (Included)	Peak Hold Mode	Capacitive Test Point Mode	True RMS
DVM - 80	Dual Stick	0-40	18" (46 cm)	2.7 lbs. (1.2 kg)	CS-DVM			X
DVM - I	Single Stick	0-20	31" (79 cm)	3.8 lbs. (1.7 kg)	CM-100/V	X		X
DVM - II	Dual Stick	0-50	31" (79 cm)	5.6 lbs. (2.5 kg)	CM-100/V	X		X
DVM - III	Single Stick	0-20	31" (79 cm)	3.8 lbs. (1.7 kg)	CM-100/V	X	X	X
DVM - IV	Dual Stick	0-50	31" (79 cm)	5.6 lbs. (2.5 kg)	CM-100/V	X	X	X
DVM - V	Dual Stick	0-20	23" (58 cm)	4.9 lbs. (2.2 kg)	CM-100/V			X

* All DVM units include overhead hook probe(s) and carrying case (see chart). Hotsticks required for all DVM Models.

ACCESSORIES

Optional Reel with Straight Cord



PT-5000B



Kits are available - Contact factory for details



GCP-1

ASP-15/25

ASP-35U

EA-15/25

CFT-35

Extension Hotstick

B-6 Carrying Bag

CM-100/V Carrying Case

Optional Reel with Straight Cord

Available at no additional cost for all models in lengths up to 22 feet. Cord is rated 15kV.

Overhead Probes

OLPS-5 Overhead Hook Brass Probe

Dimensions: 4.5" (11.4 cm) • Weight: 0.2 lbs. (0.09 kg)

OLPS-6 Overhead Pigtail Brass Probe

Dimensions: 5.5" (14 cm) • Weight: 0.3 lbs. (0.14 kg)

Proof Tester

PT-5000B Test voltmeters/phasers prior to use

9V battery operated. 5000V output

Dimensions: 5.75" x 3.5" x 1.5"

(14.6 cm x 8.9 cm x 3.9 cm)

Weight: 0.9 lbs. (0.41 kg)

Insulated UD Probe

GCP-1 General Contact Underground Distribution Probe

Dimensions: 3" (7.6 cm) • Weight: 0.3 lbs. (0.14 kg)

Isolated and Insulated UD Bushing Probes

ASP-15/25 15kV & 25kV Class

Insulated UD Probe for Loadbreak Bushings

Dimensions: 9" (23 cm) • Weight: 0.9 lbs. (0.41 kg)

ASP-35U 35kV Insulated UD Probe for Loadbreak Bushings

Designed for both Elastimold and Cooper (RTE) bushings

Dimensions: 9.5" (24 cm) • Weight: 1.5 lbs. (0.68 kg)

UD Elbow Probe

EA-15/25 15kV & 25kV Class UD Loadbreak Elbow Probe

Dimensions: 10" (25 cm) • Weight: 1.1 lbs. (0.50 kg)

Cable Fault Tester

CFT-35 For use up to 35kV system voltages (20kV phase-to-ground)

Dimensions: 14" (36 cm) • Weight: 0.8 lbs. (0.36 kg)

Extension Hotsticks

S-4 Extension hotstick with universal spline, foam filled, 1-1/4"

diameter fiberglass. Length: 4' (122 cm) • Weight: 2 lbs. (.91 kg)

S-6 Extension hotstick with universal spline, foam filled, 1-1/4"

diameter fiberglass. Length: 6' (183 cm) • Weight: 3 lbs. (1.36 kg)

Other lengths available – contact factory for details

Carrying Bags

B-6 Vinyl carrying bag for 4' and 6' extension hotsticks

Dimensions: 77" x 15" (196 cm x 38 cm)

Weight: 2.4 lbs. (1.09 kg)

B-7 Vinyl carrying bag

Dimensions: 29" x 6" (75 cm x 15 cm)

Weight: 1.7 lbs. (0.77 kg)

Carrying Cases

CM-100/V Metal Case for all Mark models, DVM models I - V,

EM-1 & EM-3

Dimensions: 30" x 8" x 9" (76 cm x 20 cm x 23 cm)

Weight: 12 lbs. (5.44 kg)

CS-DVM Plastic Case for DVM-80

Dimensions: 20" x 10" x 10.5" (50 cm x 25 cm x 27 cm)

Weight: 7 lbs. (3.17 kg)

C-2 Aluminum Case for EM-2

Dimensions: 42" x 8" x 5" (107 cm x 20 cm x 13 cm)

Weight: 7.1 lbs. (3.22 kg)

C-5 Aluminum Case for all Mark models, DVM models I - V,

EM-1 & EM-3

Dimensions: 29" x 8" x 5" (74 cm x 20 cm x 13 cm)

Weight: 5.3 lbs. (2.40 kg)

All sales are subject to the terms and conditions of the Limitation of Warranty and Liability set forth in the product Instruction Manual and at www.HDElectricCompany.com.

Users must read and agree to the limitation terms, as stated, before using the product.

HD Electric Company is committed to ongoing review and improvement of its product lines, and thus reserves the right to modify product design and specifications without notice.

HD Electric Company products are available through HD sales representatives worldwide.

Printed in U.S.A. © HD Electric Company 2004 • Bulletin No. MARK/DVM-100a