DC POWER SUPPLY (CV/CC)

FEATURES

1. Low input current, high reliability, higher efficiency less line distortion, due to the choke input circuit.
2. Excellent temperature coefficient, quick response (recovery) time.
3. Over voltage protection unit (OVP) is equipped as standard.
   PAD-L Series: Power switch is turned off in 50 msec
   PAD-LP Series: Power switch turned off at high velocity OVP of 0.2 msec
4. Constant current may be checked or set during operation.
5. Digital meter (DOM), high speed OVP function, digital programming option (DPO Series)
6. Power supply may be shut off by external signal.
   PAD-LP Series only: A CV/CC mode status contact signal and a power supply on/off status contact signal is provided

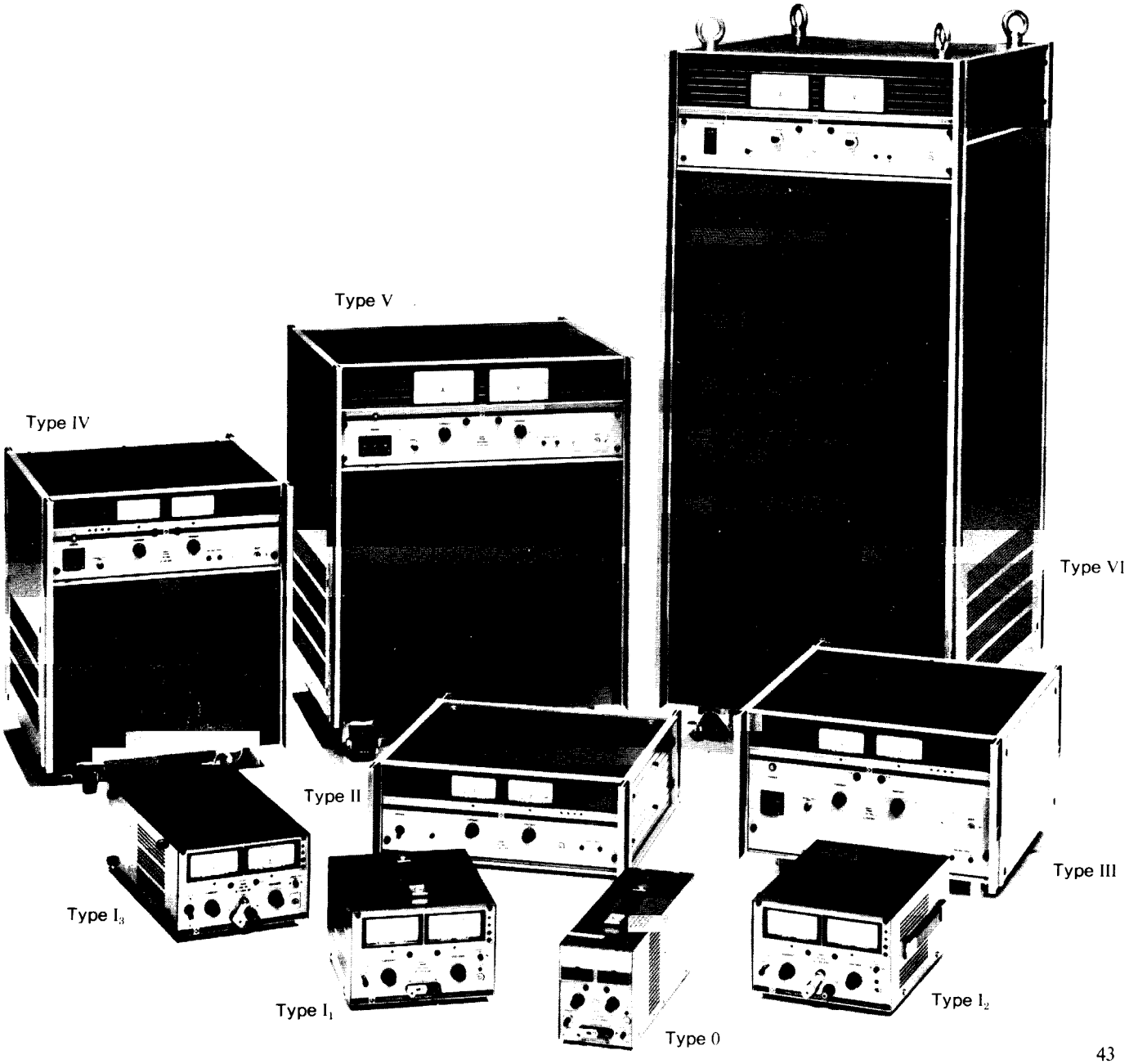

SPECIFICATION

◎ . . . . .Double-structured knob for making COARSE and fine adjustments.

SPEC.	Output		Ripple		Line reguration		Load reguration		Type	Weight	Input power	
	CV	CC	CV	CC	CV	CC	CV	CC		Approx.	Approx.	
MODEL	V	A	mVrms	mArms	0.005%+mV	mA	0.005%+mV	mA		kg		kVA
PAD 8-20L·LP	0~8	0~20	0.5	5	1	1	1	3	I_2	12	*	0.44
PAD 8-30L·LP		0~30	0.5	5	1	3	2	3	I_3	19	*	0.72
PAD 8-50L·LP		0~50	0.5	10	1	3	2	5	II_1	31	○	1.0
PAD 8-100L		0~100◎	0.5	100	1	3	2	5			○	1.95
PAD 16-10L·LP	0~16	0~10	0.5	2	1	1	1	3	0	12	*	0.41
PAD 16-18L·LP		0~18	0.5	5	1	1	1	3	I_2	16	*	0.71
PAD 16-30L·LP		0~30	0.5	5	1	3	2	3	I_3	25	*	1.1
PAD 16-50L·LP		0~50	0.5	10	1	3	2	5	II_1	33	○	1.7
PAD 16-100L·LP		0~100◎	0.5	100	1	3	2	5	III	63	△	3.3
PAD 16-200L		0~200	0.5	100	1	30	2	30	IV		▲	6.6
PAD 16-500L		0~500	1	500	1	30	2	100	VI	370	▲	17
PAD 35-5L	0~35	0~5	0.5	1	1	1	1	2	0	11	*	0.36
PAD 35-5LC		0~5	0.5	1	1	1	1	2	I_1	11.5	*	0.36
PAD 35-10L·LP		0~10	0.5	2	1	1	1	3	I_2	15	*	0.82
PAD 35-20L·LP		0~20	0.5	3	1	3	2	3	I_3	24	○	1.5
PAD 35-30L·LP		0~30	0.5	5	1	3	1	5	II_1	34	○	1.8
PAD 35-50L·LP		0~50	0.5	10	1	3	2	5	III	58	△	3.2
PAD 35-60L·LP		0~60	0.5	10	1	3	2	5	III	61	△	3.8
PAD 35-100L·LP		0~100◎	0.5	50	1	3	2	5	IV	97	▲	6.8
PAD 35-200L·LP		0~200◎	0.5	100	1	30	2	30	V	193	▲	13
PAD [illegible]	0~55	0~3	0.5	1	1	1	1	2	0	11	*	0.36
PAD [illegible]		0~6	0.5	2	1	1	1	3	I_2	15	*	0.75
PAD 55-10L		0~10	0.5	3	1	3	2	3	I_3	24	*	1.1
PAD 55-20L		0~20	0.5	2	1	1	1	2	II_1	33	○	1.9
PAD 55-35L		0~35	0.5	8	1	3	2	3	III	62	△	3.3
PAD 55-60L		0~60◎	0.5	20	1	3	2	5	IV	97	▲	6.2
PAD 55-120L		0~120◎	0.5	50	1	15	2	15	V	190	▲	11.5
PAD 70-2.5L	0~70	0~2.5	0.5	1	1	1	1	1	0	11	*	0.36
PAD 70-5L		0~5	0.5	2	1	1	1	2	I_2	15	*	0.82
PAD 70-8L		0~8	1	2	1	1	1	3	I_3	24	*	1.1
PAD 70-15L		0~15	1	5	1	1	1	3	II_1	34	○	1.9
PAD 110-1.5L	0~110	0~1.5	0.5	1	1	1	1	1	0	11	*	0.36
PAD 110-3L		0~3	0.5	1	1	1	1	2	I_2	15	*	0.72
PAD 110-5L		0~5	1	1	1	1	1	2	I_3	24	*	1.1
PAD 110-10L		0~10	1	2	1	1	1	3	II	33	○	1.9
PAD 110-20L		0~20	1	4	1	1	2	3	III	60	△	3.3
PAD 110-30L		0~30◎	1	10	1	3	2	5	IV	92	▲	6.0
PAD 110-60L		0~60◎	1	20	1	10	2	10	V	170	▲	9.5
PAD 160-1L	0~160	0~1	1	1	1	1	1	1	0	11	*	0.36
PAD 160-2L		0~2	1	1	1	1	1	2	I_2	15	*	0.75
PAD 160-3.5L		0~3.5	1	1	1	1	2	2	I_3	24	*	1.0
PAD 160-7L		0~7	1	2	1	1	2	2	II_1	33	○	1.9
PAD 250-2.5L	0~250	0~2.5	5	2	2	1	3	1	I_3	24	*	1.1
PAD 250-4.5L		0~4.5	5	2	2	1	3	2	II_1	34	○	1.8
PAD 250-8L		0~8	5	4	1	1	2	3	III	60	○	3.4
PAD 500-2L	0~500	0~2	1	0.5	0.002%+1	0.5	0.002%+1	1	II_1	34	○	1.7
PAD 600-1.5L	0~600	0~1.5	1	0.5	0.002%+1	0.5	0.002%+1	1	II_1	34	○	1.6
PAD 1K-0.2L	0~1 K	0~0.2	0.5	0.05	0.002%+5	0.1	0.002%+5	0.1	II_2	22	●	0.44

* (100, 115, 120, 200, 220, 230, 240V±10%), ○ (100V, 200V), △ (200V, 100V), ▲ (200V), ● (100V)

Power sourse requirement

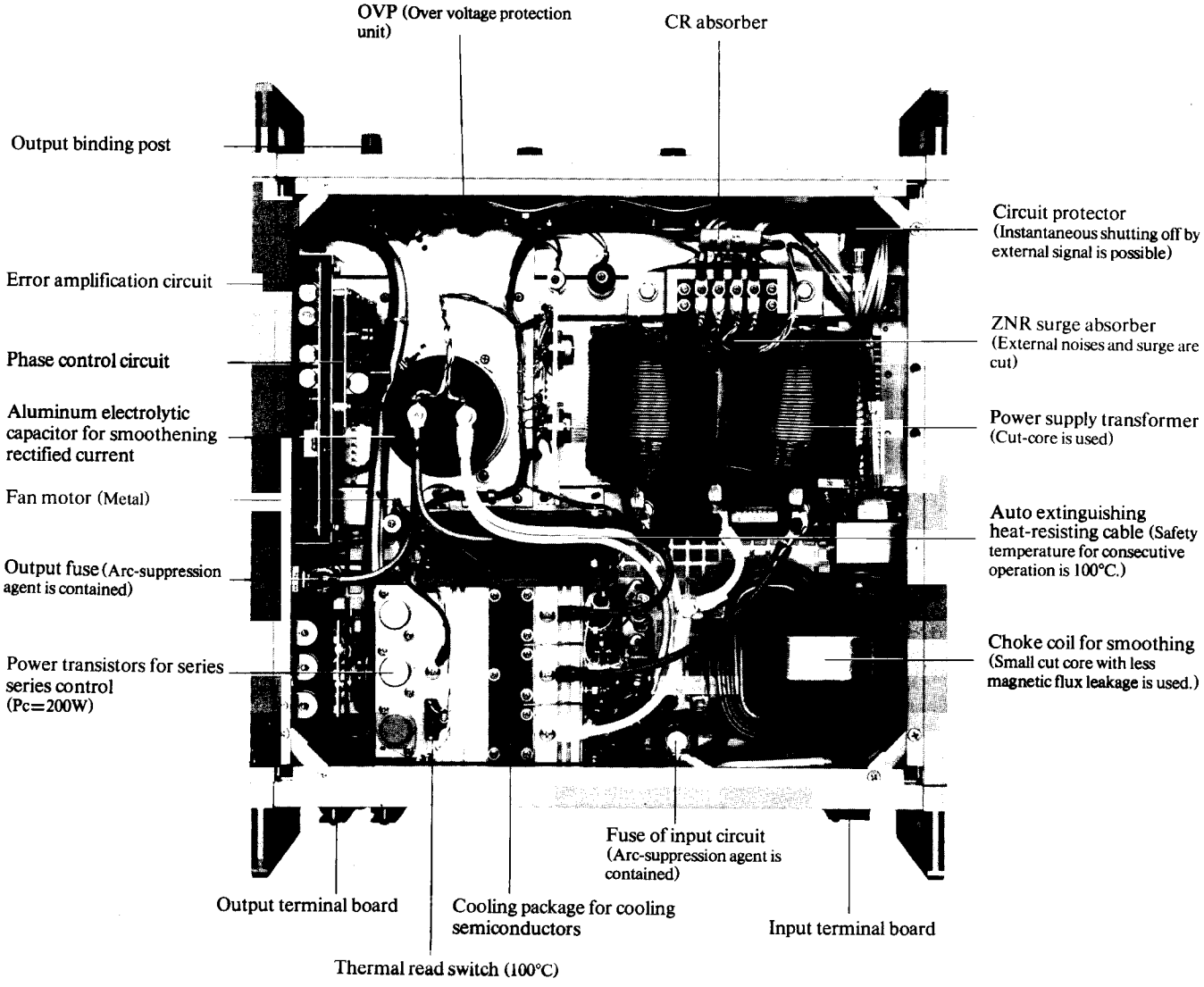

COMMON SPECIFICATIONS

Temperature coefficient ..... Standard value: 50 ppm/°C for Type I_3, II, III, IV, V
Standard value: 100 ppm/°C for type 0, I_1, I_2

Transient response .... Standard value: 50μsec. operation under constant voltage

Output voltage ..... 10-turns for full scale

Output current ..... Continuous variation

Output terminals ..... Front panel: Binding post
Back panel:Terminal board with the sensing terminals

Overload protection ... Overload voltage protection unit (OVP) is built in

Operation ..... Series or parallel, or one-control parallel operation
Remote programming operation

Ambient temperature .. 0 to 40°C

Rack built-in ..... Can be mounted in rack mount frame or by bracket

Power source* ..... Power consumption at full load

DIMENSIONS

Type O

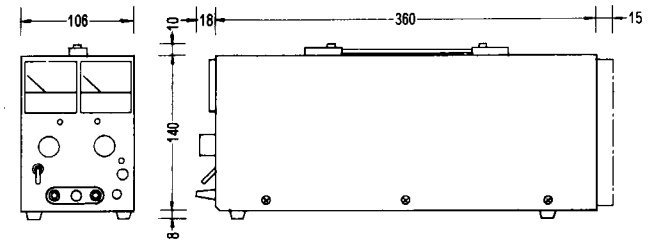

Type II_3

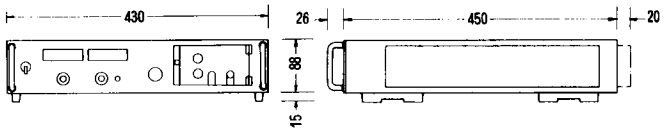

Type I_1

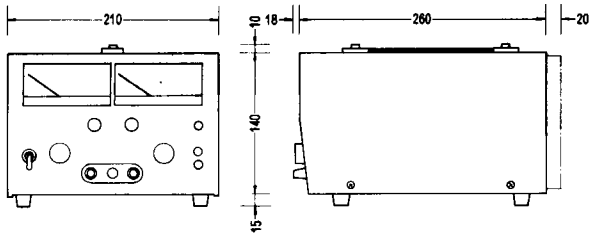

Type III

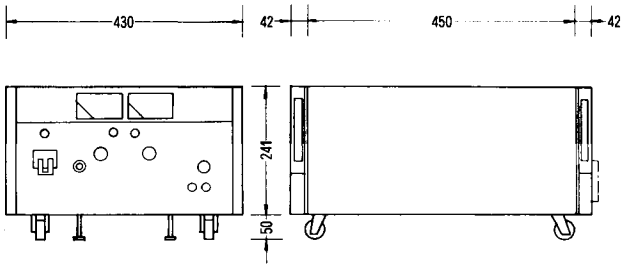

Type I_2

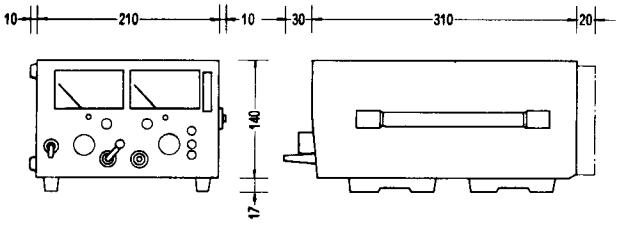

Type IV[IV_2]

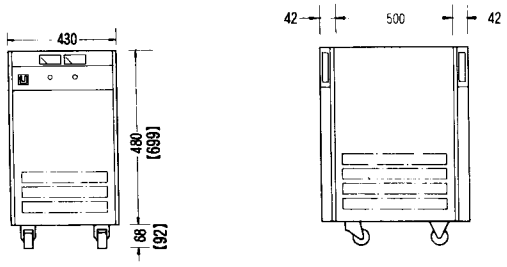

Type I_3

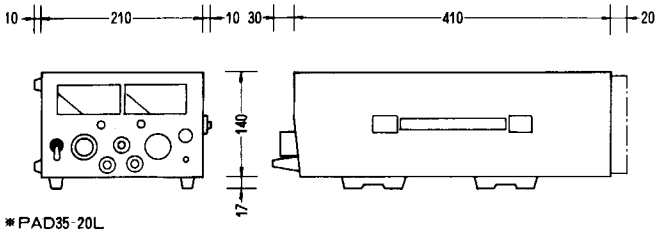

*PAD35-20L

Type V

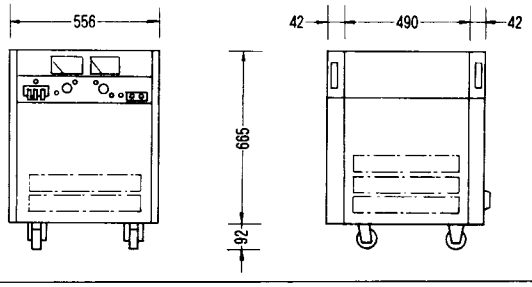

Type II_1[II_2]

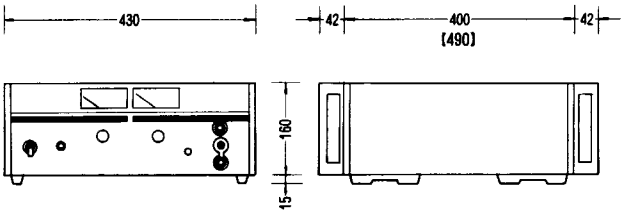
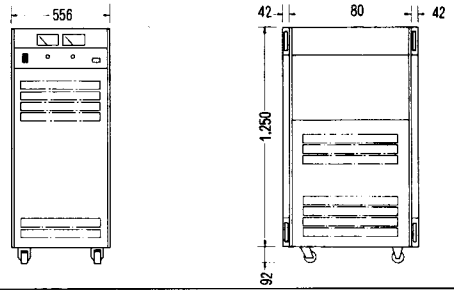
Type VI